

Quick Connect Fitting Set

(Optional) Can be ordered at [1-800-852-5713](tel:1-800-852-5713)

Part#	Picture	Fitting	User For	How to Use
HF100		5/16" Inv Flare to QC (Included in QC Kit)	All 5/16 Flared Lines, CHRYSLER, GM, FORD	BLUE LINE TO RETURN OF COOLER, RED TO SUPPLY LINE OF COOLER, SECURE LINES.
HF101		3/8" Inv Flare to QC (Included in QC Kit)	CHRYSLER, GM	BLUE LINE TO RETURN OF COOLER, RED TO SUPPLY LINE OF COOLER, SECURE LINES.
HF102		1/2" Inv Flare to QC (Included in QC Kit)	CHRYSLER	BLUE LINE TO RETURN OF COOLER, RED TO SUPPLY LINE OF COOLER, SECURE LINES.
HF103		3/8" MF to QC (Included in QC Kit)	CHRYSLER	BLUE LINE TO RETURN OF COOLER, RED TO SUPPLY LINE OF COOLER, SECURE LINES.
HF104		1/2" Flare to QC (Included in QC Kit)	CHRYSLER	BLUE LINE TO RETURN OF COOLER, RED TO SUPPLY LINE OF COOLER, SECURE LINES.
HF105		3/8" F Flare to QC (Included in QC Kit)	CHRYSLER	CONNECT HF105 TO TRANSMISSION LINE THEN CONNECT TO HOSE END, SECURE LINES.
HF106		14MM Banjo (Included in QC Kit)	FORD AND FOREIGN	CONNECT HF106 TO LINE USING FACTORY BOLT AND SEAL WASHER TO ATTACH FITTING, CONNECT HOSE TO QUICK CONNECTOR, SECURE LINES.
HF107		16MM Banjo (Included in QC Kit)	FORD AND FOREIGN	CONNECT HF107 TO LINE USING FACTORY BOLT AND SEAL WASHER TO ATTACH FITTING, CONNECT HOSE TO QUICK CONNECTOR, SECURE LINES.
HF108		5/16" Hose Barb to QC .310 (Included in QC Kit)	CHRYSLER, FORD, GM, FOREIGNS WITH HOSES	CONNECT HF108 TO HOSE, MUST USE HOSE CLAMP ON HOSE, CONNECT FLUSHER HOSE TO QUICK CONNECT. SECURE LINES.
HF109		3/8" Hose Barb To QC .370 (Included in QC Kit)	CHRYSLER, FORD, GM, FOREIGNS WITH HOSES	CONNECT HF109 TO HOSE, MUST USE HOSE CLAMP ON HOSE, CONNECT FLUSHER HOSE TO QUICK CONNECT. SECURE LINES.
HF110		1/2" Hose Barb to QC .490 (Included in QC Kit)	CHRYSLER, FORD	CONNECT HF110 TO TRANSMISSION LINE THEN CONNECT TO HOSE END, SECURE LINES.

Quick Connect Fitting Set

(Optional) Can be ordered at [1-800-852-5713](tel:1-800-852-5713)

Part#	Picture	Fitting	User For	How to Use
HF111		1/4" MPT (Included in QC Kit)	CONVERSION ADAPTOR CONVERTS ANY 1/4" MPT OEM FITTING TO A QUICK CONNECT	CONNECT HF111 TO OEM FITTING TO BE CONVERTED, CONNECT OEM FITTING TO LINE, COUPLE HOSE TO QUICK CONNECT, SECURE LINES.
HF112		FEMALE RECEIVER		FEMALE RECEIVER FOR ALL 3/8" COUPLINGS.
HF113		3/8" Push in Tube to QC (Included in QC Kit)	CHRYSLER, FORD	CONNECT HF113 TO TRANSMISSION LINE THEN CONNECT TO HOSE END, SECURE LINES.
HF114		1/2" Push In Tube To QC (Included in QC Kit)	CHRYSLER, DODGE	CONNECT HF114 TO TRANSMISSION LINE THEN CONNECT TO HOSE END BLUE HOSE TO RETURN LINE OF COOLER, CLIPS IN PLACE, SECURE LINES.
HF115		1/2" Push in Tube Male to QC (Included in QC Kit)	CHRYSLER	CONNECT PUSH IN TUBE TO COOLER FITTING THEN CONNECT TO HOSE END.
HF116		3/8" Push in Tube Male to QC (Included in QC Kit)	CHRYSLER, FORD	CONNECT PUSH IN TUBE TO COOLER FITTING THEN CONNECT TO HOSE END.
HF117		3/8" M Flare to 3/8" Push in (In line check valve by-pass) (Included in QC Kit)		REMOVE HOSE WITH CHECK BALL, INSTALL JUMP HOSE, CLIPS IN PLACE.
HF118		3/8" M Flare to 3/8" Push in (In line check valve by-pass) (Included in QC Kit)	CHRYSLER	REMOVE HOSE WITH CHECK BALL, INSTALL JUMP HOSE, CLIPS IN PLACE.
HF119		3/8 MPT TO 1/2 FLARE IN-COOLER CHECK VALVE BY-PASS (Included in QC Kit)	CUMMINS DIESEL	HOSE END TO HF119 TO TRANSMISSION LINE.
HF120		3/8" Push In Tube (Included in QC Kit)	CHRYSLER, GM 4L60	HOOK BLUE HOSE TO RETURN LINE OF COOLER AND RED HOSE TO SUPPLY LINE OF COOLER, CLIPS IN PLACE AND SECURE HOOK UPS W/ BUNGEE STRAPS.
HF121		5/8" X 18 to QC (Included in QC Kit)	FORD 4R100	BLUE HOSE TO RETURN LINE OF COOLER. RED TO SUPPLY LINE OF COOLER. SECURE LINES.











Quick Connect Fitting Set

(Optional) Can be ordered at [1-800-852-5713](tel:1-800-852-5713)

Part#	Picture	Fitting	User For	How to Use
HF122		M12 X 1.50 to QC (Included in QC Kit)	VOLKSWAGON	BLUE HOSE TO RETURN LINE OF COOLER AND RED HOSE TO SUPPLY LINE OF COOLER. SECURE LINES.
HF123		GM (Included in QC Kit)	GM 4T45E, 4T40 6L80, 6L90	BLUE HOSE TO RETURN LINE OF COOLER AND RED HOSE TO SUPPLY LINE OF COOLER. SECURE LINES.
HF124		for ALL 3/8 QC(Included in Industrial Kit)	HONDA	HOOK BLUE HOSE UP TO BLUE RING FITTING AND RED HOSE TO THE UNMARKED FITTING. SECURE LINES W/ BUNGEE
HF125		NISSAN/VW	AW 55/50, 09G, 01M	HOOK BLUE HOSE TO CENTER FITTING (BANJO BOLT) AND RED HOSE TO RED FITTING. SECURE LINES W/ BUNGEE
HF126		FORD	6R80	HOOK BLUE LINE UP TO RETURN LINE OF COOLER, RED HOSE TO SUPPLY LINE OF COOLER. SECURE LINES.
HF127		TOYOTA	FITS ALL 5 COOLERS	HOOK BLUE LINE UP TO RETURN LINE OF COOLER, RED HOSE TO SUPPLY LINE OF COOLER. SECURE LINES.
HF128		FORD	5R110/6F50	HOOK BLUE HOSE UP TO RETURN FROM COOLER (BACK FLUSH) SECURE CLIPS AND TIE LINES APART W/ BUNGEE STRAPS.
HF129			6T65, 6T70, 6T75, 6T40	HOOK BLUE LINE UP TO RETURN LINE OF COOLER, RED HOSE TO SUPPLY LINE OF COOLER. SECURE LINES.
HF130		Ford trucks	Fits the torque shift 6 tranny-6R140	HOOK BLUE LINE UP TO RETURN LINE OF COOLER, RED HOSE TO SUPPLY LINE OF COOLER. SECURE LINES.
HF131		Ford Escapes, Ford Edge, Focus, Fusion, Galaxy, Taurus and more	fits the 6F35 and 6F50 transmissions	HOOK BLUE LINE UP TO RETURN LINE OF COOLER, RED HOSE TO SUPPLY LINE OF COOLER. SECURE LINES.
COMP26		ALLISON 612" PIPE (Included in Master Kit)	ALLISON 1000 & 2000 SERIES	5/8" ADAPTER FOR USE ON S-4 MACHINES TO ADAPT TO FLUSH ALLISON COOLERS.






Quick Connect Fitting Set

(Optional) Can be ordered at [1-800-852-5713](tel:1-800-852-5713)

Part#	Picture	Fitting	User For	How to Use
5FP		FORD(Included in Master Kit)	5R110W FILTER HOUSING FLUSH PLUG	REMOVE FILTER HOUSING AND REMOVE CARTRIDGE, PUT FLUSH PLUG IN CENTER HOLE AND BEGIN FLUSHING. SECURE LINES W/ BUNGEE STRAPS
IF101		3/4FEMALE FLARE SWIVEL TO 1/2" QC (Included in Industrial Kit)	INDUSTRIAL	HOOK BLUE LINE UP TO RETURN LINE OF COOLER, RED HOSE TO SUPPLY LINE OF COOLER. SECURE LINES.
IF102		FLAT FACE TO 1/2" QC (Included in Industrial Kit)	INDUSTRIAL	HOOK BLUE LINE UP TO RETURN LINE OF COOLER, RED HOSE TO SUPPLY LINE OF COOLER. SECURE LINES.
IF103		3/4 FLARE TO 1/2" QC (Included in Industrial Kit)	INDUSTRIAL	HOOK BLUE LINE UP TO RETURN LINE OF COOLER, RED HOSE TO SUPPLY LINE OF COOLER. SECURE LINES.
IF104		3/4 JIC TO 1/2" QC (Included in Industrial Kit)	INDUSTRIAL	HOOK BLUE LINE UP TO RETURN LINE OF COOLER, RED HOSE TO SUPPLY LINE OF COOLER. SECURE LINES.
IF105		1/2 FPT SWIVEL TO 1/2" QC (Included in Industrial Kit)	INDUSTRIAL	HOOK BLUE LINE UP TO RETURN LINE OF COOLER, RED HOSE TO SUPPLY LINE OF COOLER. SECURE LINES.
IF106		1/2 FEMALE FLARE TO 1/2" QC (Included in Industrial Kit)	INDUSTRIAL	HOOK BLUE LINE UP TO RETURN LINE OF COOLER, RED HOSE TO SUPPLY LINE OF COOLER. SECURE LINES.
IF107		1/2 FLARE TO 1/2" QC(Included in Industrial Kit)	INDUSTRIAL	HOOK BLUE LINE UP TO RETURN LINE OF COOLER, RED HOSE TO SUPPLY LINE OF
IF108		5/8 FLARE TO 1/2" QC(Included in Industrial Kit)	INDUSTRIAL	HOOK BLUE LINE UP TO RETURN LINE OF COOLER, RED HOSE TO SUPPLY LINE OF COOLER. SECURE LINES.
IF110		FOR ALL 3/8 QC(Included in Industrial Kit)	FEMALE COUPLER	USE ON INDUSTRIAL FITTINGS. SECURE LINES.

Quick Connect Fitting Set

(Optional) Can be ordered at [1-800-852-5713](tel:1-800-852-5713)

Part#	Picture	Fitting	User For	How to Use
IF112		PUSH ON TO 5/8" QC(Included in Industrial Kit)	ALLISON 1000 SE-RIES TO QC	HOOK BLUE LINE TO RETURN LINE, RED HOSE TO OTHER FITTING. SECURE LINES AND MAKE SURE CLIPS ARE IN
IF113		1.25 X 12 TO 1/2" QC (Included in Industrial Kit)		SCREW FITTINGS ON LINES. HOOK BLUE HOSE UP TO RETURN LINE OF COOLER.
Prefilter		4" or 6"	Visual collection filter for technicians and customers.	Pre-heat oil to operating temperature. Unscrew screen housing and place on top of 28 micron screen
Flush Plug		3/16 O-ring	Pre-heat oil to operating	Unscrew filter bowl from housing. Remove filter and lower spring mount assembly. Insert flush plug with o-ring end into center hole. Screw bowl onto housing and begin flushing. Install flush plug and new filter with
		Maxima Kit	Nissan Maxima	spring mount when flush is complete