






















Hot Flush - Quick Connect Fittings and Quick Connect Fitting Sets

PART #	DESCRIPTION	VEHICLE MAKE	LINE HOOKUP
QC100 	5/16" Inv Flare to QC	CHRYSLER, GM, FORD	BLUE LINE TO RETURN OF COOLER, RED TO SUPPLY LINE OF COOLER, SECURE LINES.
QC101 	3/8" Inv Flare to QC	CHRYSLER, GM	BLUE LINE TO RETURN OF COOLER, RED TO SUPPLY LINE OF COOLER, SECURE LINES.
QC102 	1/2" Inv Flare to QC	CHRYSLER	BLUE LINE TO RETURN OF COOLER, RED TO SUPPLY LINE OF COOLER, SECURE LINES.
QC103 	3/8" MF to QC	CHRYSLER	BLUE LINE TO RETURN OF COOLER, RED TO SUPPLY LINE OF COOLER, SECURE LINES.
QC104 	1/2" Flare to QC	CHRYSLER	BLUE LINE TO RETURN OF COOLER, RED TO SUPPLY LINE OF COOLER, SECURE LINES.
QC105 	3/8" F Flare to QC	CHRYSLER	CONNECT QC105 TO TRANSMISSION LINE THEN CONNECT TO HOSE END, SECURE LINES.
QC106 	14MM Banjo	FORD AND FOREIGN	CONNECT QC106 TO LINE USING FACTORY BOLT AND SEAL WASHER TO ATTACH FITTING, CONNECT HOSE TO QUICK CONNECTOR, SECURE LINES.
QC107 	16MM Banjo	FORD AND FOREIGN	CONNECT QC107 TO LINE USING FACTORY BOLT AND SEAL WASHER TO ATTACH FITTING, CONNECT HOSE TO QUICK CONNECTOR, SECURE LINES.
QC108 	5/16" Hose Barb to QC .310	CHRYSLER, FORD, GM, FOREIGNS WITH HOSES	CONNECT QC108 TO HOSE, MUST USE HOSE CLAMP ON HOSE, CONNECT FLUSHER HOSE TO QUICK CONECT, SECURE LINES.
QC109 	3/8" Hose Barb To QC .370	CHRYSLER, FORD, GM, FOREIGNS WITH HOSES	CONNECT QC109 TO HOSE, MUST USE HOSE CLAMP ON HOSE, CONNECT FLUSHER HOSE TO QUICK CONNECT, SECURE LINES.
QC110 	1/2" Hose Barb to QC .490	CHRYSLER, FORD	CONNECT QC110 TO TRANSMISSION LINE THEN CONNECT TO HOSE END, SECURE LINES.















INCLUDED IN 'QC' KIT

Hot Flush - Quick Connect Fittings and Quick Connect Fitting Sets

PART #	DESCRIPTION	VEHICLE MAKE	LINE HOOKUP
QC111 	1/4" MPT	CONVERSION ADAPTOR CONVERTS ANY 1/4" MPT OEM FITTING TO A QUICK CONNECT	CONNECT QC111 TO OEM FITTING TO BE CONVERTED, CONNECT OEM FITTING TO LINE, COUPLE HOSE TO QUICK CONNECT, SECURE LINES.
QC112 	FEMALE RECEIVER FOR ALL 3/8" COUPLINGS.		
QC113 	3/8" Push in Tube to QC	CHRYSLER, FORD	CONNECT QC113 TO TRANSMISSION LINE THEN CONNECT TO HOSE END, SECURE LINES.
QC114 	1/2" Push In Tube To QC	CHRYSLER, DODGE	CONNECT QC114 TO TRANSMISSION LINE THEN CONNECT TO HOSE END BLUE HOSE TO RETURN LINE OF COOLER, CLIPS IN PLACE, SECURE LINES.
QC115 	1/2" Push in Tube Male to QC	CHRYSLER	CONNECT PUSH IN TUBE TO COOLER FITTING THEN CONNECT TO HOSE END.
QC116 	3/8" Push in Tube Male to QC	CHRYSLER, FORD	CONNECT PUSH IN TUBE TO COOLER FITTING THEN CONNECT TO HOSE END.
QC117 	3/8" M Flare to 3/8" Push in (In line check valve by-pass)		REMOVE HOSE WITH CHECK BALL, INSTALL JUMP HOSE, CLIPS IN PLACE.
QC118 	3/8" M Flare to 3/8" Push in (In line check valve by-pass)	CHRYSLER	REMOVE HOSE WITH CHECK BALL, INSTALL JUMP HOSE, CLIPS IN PLACE.
QC119 	3/8 MPT TO 1/2 FLARE (In-cooler check valve by-pass)	CUMMINS DIESEL	HOSE END TO QC119 TO TRANSMISSION LINE.
QC120 	3/8" Push In Tube	CHRYSLER, GM 4L60	HOOK BLUE HOSE TO RETURN LINE OF COOLER AND RED HOSE TO SUPPLY LINE OF COOLER, CLIPS IN PLACE AND SECURE HOOK UPS W/ BUNGEE STRAPS.

INCLUDED IN 'QC' KIT












Hot Flush - Quick Connect Fittings and Quick Connect Fitting Sets

PART #	DESCRIPTION	VEHICLE MAKE	LINE HOOKUP
QC121 	5/8" X 18 to QC	FORD 4R100	BLUE HOSE TO RETURN LINE OF COOLER. RED TO SUPPLY LINE OF COOLER. SECURE LINES.
QC122 	M12 X 1.50 to QC	VOLKSWAGON	BLUE HOSE TO RETURN LINE OF COOLER AND RED HOSE TO SUPPLY LINE OF COOLER. SECURE LINES.
QC123 	GM	GM 4T45E, 4T40 6L80, 6L90	BLUE HOSE TO RETURN LINE OF COOLER AND RED HOSE TO SUPPLY LINE OF COOLER. SECURE LINES.
QC124 	ALL 3/8 QC	HONDA	HOOK BLUE HOSE UP TO BLUE RING FITTING AND RED HOSE TO THE UNMARKED FITTING. SECURE LINES W/ BUNGEE
COMP26 	ALLISON 612" PIPE	ALLISON 1000 & 2000 SERIES	5/8" ADAPTER FOR USE ON S-4 (4 GALLON) MACHINES TO ADAPT TO FLUSH ALLISON COOLERS.
5FP  	FILTER HOUSING FLUSH PLUG 3/16 O-RING	FORD 5R110W	PREHEAT OIL TO OPERATING TEMP, REMOVE FILTER HOUSING, LOWER SPRING MOUNT ASSEMBLY AND REMOVE CARTRIDGE, PUT FLUSH PLUG & O-RING INTO CENTER HOLE, SCREW BOWL ONTO HOUSING & BEGIN FLUSHING. SECURE LINES W/ BUNGEE
QC125 	NISSAN/VW	AW 55/50, 09G, 01M	HOOK BLUE HOSE TO CENTER FITTING (BANJO BOLT) AND RED HOSE TO RED FITTING. SECURE LINES.
QC126 	FORD	FORD 6R80	HOOK BLUE LINE UP TO RETURN LINE OF COOLER, RED HOSE TO SUPPLY LINE OF COOLER. SECURE LINES.
QC127 	FITS ALL 5 COOLERS	TOYOTA	HOOK BLUE LINE UP TO RETURN LINE OF COOLER, RED HOSE TO SUPPLY LINE OF COOLER. SECURE LINES.
QC128 	FORD	FORD 5R110/6F50	HOOK BLUE HOSE UP TO RETURN FROM COOLER (BACK FLUSH) SECURE CLIPS AND TIE LINES APART W/ BUNGEE STRAPS.
QC129 	GM	GM 6T65, 6T70, 6T75, 6T40	HOOK BLUE LINE UP TO RETURN LINE OF COOLER, RED HOSE TO SUPPLY LINE OF COOLER. SECURE LINES.
QC130 	FORD TRUCKS	FORD TRUCKS TORQSHIFT 6R140	HOOK BLUE LINE UP TO RETURN LINE OF COOLER, RED HOSE TO SUPPLY LINE OF COOLER. SECURE LINES.
QC131 	FORD ESCAPE, EDGE, FOCUS, FUSION, GALAXY, TAURUS, AND MORE. . .	FORD 6F35 6F50	HOOK BLUE LINE UP TO RETURN LINE OF COOLER, RED HOSE TO SUPPLY LINE OF COOLER. SECURE LINES.

INCLUDED IN 'SP' KIT

INCLUDED IN 'LM' KIT

Hot Flush - Quick Connect Fittings and Quick Connect Fitting Sets

PART #	DESCRIPTION	VEHICLE MAKE	LINE HOOKUP
IF101 	3/4 FEMALE FLARE SWIVEL TO 1/2" QC	INDUSTRIAL	HOOK BLUE LINE UP TO RETURN LINE OF COOLER, RED HOSE TO SUPPLY LINE OF COOLER. SECURE LINES.
IF102 	FLAT FACE TO 1/2" QC	INDUSTRIAL	HOOK BLUE LINE UP TO RETURN LINE OF COOLER, RED HOSE TO SUPPLY LINE OF COOLER. SECURE LINES.
IF103 	3/4 FLARE TO 1/2" QC	INDUSTRIAL	HOOK BLUE LINE UP TO RETURN LINE OF COOLER, RED HOSE TO SUPPLY LINE OF COOLER. SECURE LINES.
IF104 	3/4 JIC TO 1/2" QC	INDUSTRIAL	HOOK BLUE LINE UP TO RETURN LINE OF COOLER, RED HOSE TO SUPPLY LINE OF COOLER. SECURE LINES.
IF105 	1/2 FPT SWIVEL TO 1/2" QC	INDUSTRIAL	HOOK BLUE LINE UP TO RETURN LINE OF COOLER, RED HOSE TO SUPPLY LINE OF COOLER. SECURE LINES.
IF106 	1/2 FEMALE FLARE TO 1/2" QC	INDUSTRIAL	HOOK BLUE LINE UP TO RETURN LINE OF COOLER, RED HOSE TO SUPPLY LINE OF COOLER. SECURE LINES.
IF107 	1/2 FLARE TO 1/2" QC	INDUSTRIAL	HOOK BLUE LINE UP TO RETURN LINE OF COOLER, RED HOSE TO SUPPLY LINE OF COOLER. SECURE LINES.
IF108 	5/8 FLARE TO 1/2" QC	INDUSTRIAL	HOOK BLUE LINE UP TO RETURN LINE OF COOLER, RED HOSE TO SUPPLY LINE OF COOLER. SECURE LINES.
IF110 	FOR ALL 3/8 QC	FEMALE COUPLER	USE ON INDUSTRIAL FITTINGS. SECURE LINES.
IF112 	PUSH ON TO 5/8" QC	ALLISON 1000 SE-RIES TO QC	HOOK BLUE LINE TO RETURN LINE, RED HOSE TO OTHER FITTING. SECURE LINES AND MAKE SURE CLIPS ARE IN
IF113 	1.25 X 12 TO 1/2" QC		SCREW FITTINGS ON LINES. HOOK BLUE HOSE UP TO RETURN LINE OF COOLER.

INCLUDED IN INDUSTRIAL KIT