






















QUICK CONNECT KIT

<p>QC105 3/8" F Flare to QC</p>  <p>CHRYSLER</p>	<p>QC104 1/2" Flare to QC</p>  <p>CHRYSLER</p>	<p>QC103 3/8" MF to QC</p>  <p>CHRYSLER</p>	<p>QC102 1/2" Inv Flare to QC</p>  <p>CHRYSLER</p>	<p>QC101 3/8" Inv Flare to QC</p>  <p>CHRYSLER, GM</p>
<p>QC100 5/16" Inv Flare to QC</p>  <p>All 5/16 Flared Lines, CHRYSLER, GM, FORD</p>	<p>QC106 14MM Banjo</p>  <p>FORD AND FOREIGN</p>	<p>QC107 16MM Banjo</p>  <p>FORD AND FOREIGN</p>	<p>QC108 5/16" Hose Barb to QC .310</p>  <p>CHRYSLER, FORD, GM, FOREIGNS WITH HOSES</p>	<p>QC109 3/8" Hose Barb To QC .370</p>  <p>CHRYSLER, FORD, GM, FOREIGNS WITH HOSES</p>
<p>QC110 1/2" Hose Barb to QC .490</p>  <p>CHRYSLER, FORD</p>	<p>QC111 1/4" MPT</p>  <p>CONVERSION ADAPTOR CONVERTS ANY 1/4" MPT OEM FITTING TO A QUICK CONNECT</p>	<p>QC113 3/8" Push in Tube to QC</p>  <p>CHRYSLER, FORD</p> <p>TUBE</p>	<p>QC114 1/2" Push In Tube To QC</p>  <p>CHRYSLER</p>	<p>QC119 3/8" MPT TO 1/2" FLARE IN-COOLER CHECK VALVE BY-PASS CUMMINS DIESEL</p> 
<p>QC120 3/8" Push In Tube</p>  <p>TUBE</p> <p>Note: Groves (New Style)</p>  <p>CHRYSLER, GM</p>		<p>QC115 CHRYSLER 1/2" Push in Tube M to QC</p> 		
<p>QC112 FEMALE RECEIVER</p> 		<p>QC116 CHRYSLER, FORD 3/8" Push in Tube M to QC</p> 		
 <p>QC117 CHRYSLER 3/8" M Flare to 3/8" Push in (In line check valve by-pass)</p> <p>QC118 CHRYSLER 1/2" M Flare to 1/2" Push in (In line check valve by-pass)</p>				

CAUTION Any check valve in line or in cooler **must** be by-passed or removed while flushing. Failure to do so will cause check valve to stick and transmission to fail.